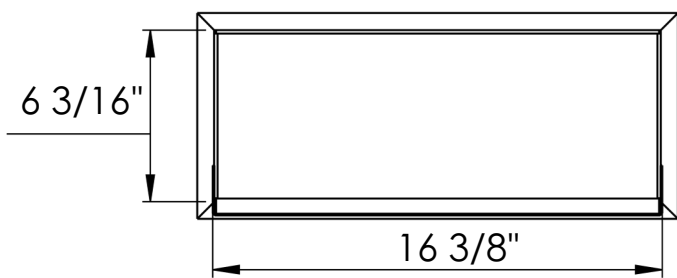


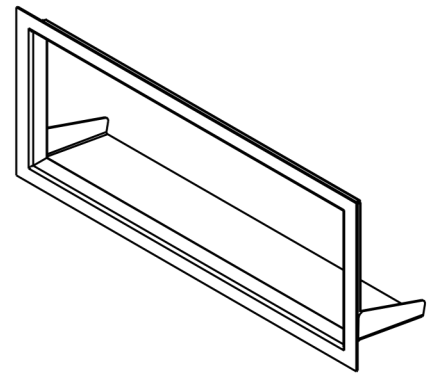


ARCH HARDWARE

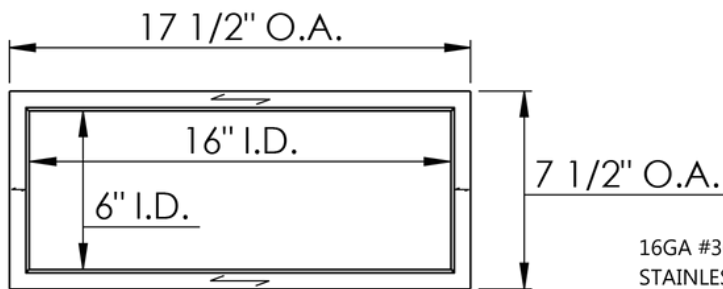
DOOR MOUNT FRAME WITH CHUTE AND DRIP EDGE



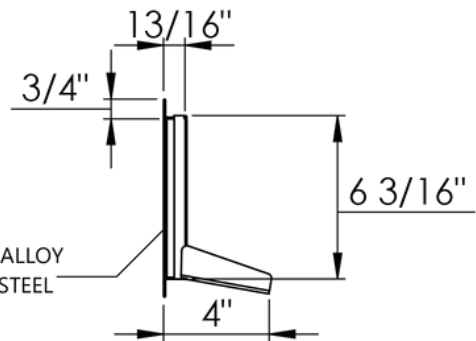
REAR VIEW



ISOMETRIC VIEW



FRONT VIEW ↔ = GRAIN DIRECTION



RIGHT VIEW

16GA #304 ALLOY
STAINLESS STEEL

PART#	FINISH	SIZE	MATERIAL
R60-616-4	Satin (#4 brush)	6" x 16" x 4"	Stainless Steel #304 alloy
R60-616-4-B	Matte Black Powder coat		



Phone
(800)-679-2614



Email
webstore@archhardware.net



Address
303 Maler Rd., Sealy, TX 77474